

NEW



PCI Express Compatible

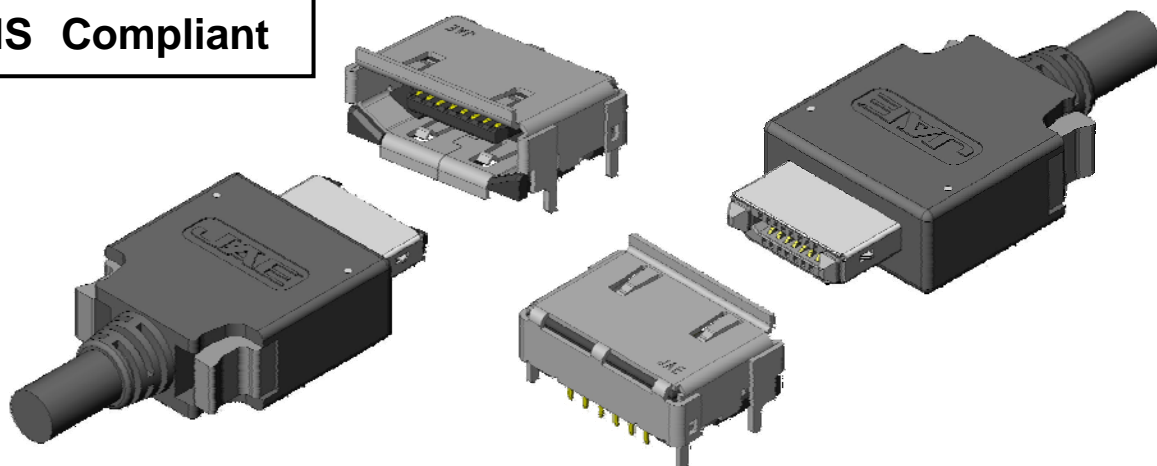
CONNECTOR

MB-0149-2

July 2006

DE1 Series

RoHS Compliant



DE1 Series are high speed transmission compatible connectors for outer interface, compliant to signals defined in the PCI-SIG, such as PCI Express signals.

Features

- Compliant with PCI Express Card Electrical Mechanical SPEC and PCI Express(x1) transmission is possible
- Receptacle(PCB side) is through hole type, which works well with twisting of cable and transmission characteristic.
- Cross talk improved by setting mating pitch to 1.27mm and using staggered arrangement.
- Through hole terminals that work well with twisting of cable and transmission characteristic are set up in 2 points on both sides, 4 points in total.
- Insulator uses heat resistant material and is compatible to automatic mounting.
- Cable plug with mechanical lock ensures mating.
- Available in harness product. Please consult us concerning cable length and specifications.

General Specifications

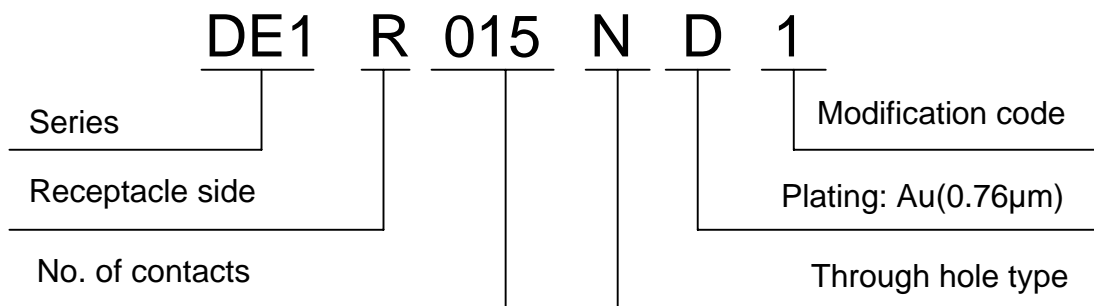
- No. of contacts: 15 pos.
- Contact resistance: 30m ohm max. (initial)
- Dielectric withstanding voltage: AC40Vrms per minute
- Operating temperature: -40 Deg. C to +80 Deg. C
- Rated current: 0.5A/ per pin
- Mating cycle: 10,000 cycle
- Impedance: 100 ohm +20%, -20%
- Insertion loss: 7.4dB max. (625MHz)/ 9.95dB (1.25GHz)
- Return loss: -12dB min. (1.3Ghz max.)
- Crosstalk(near end): 4% max. (Rise time: 75ps 10-90%)

Materials and Finishes

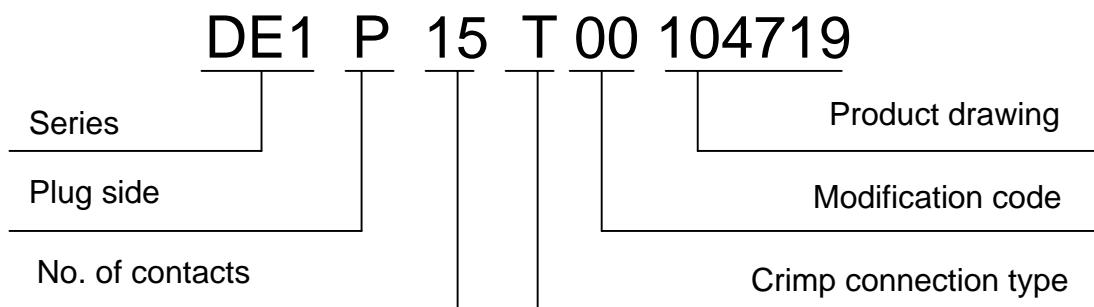
Components	Materials Finishes
Contact	Copper alloy/ Connection area: Au plating over Ni
Shell	Copper alloy/ Sn plating
Insulator	Heat resistant material (UL94V-0)

Ordering Information

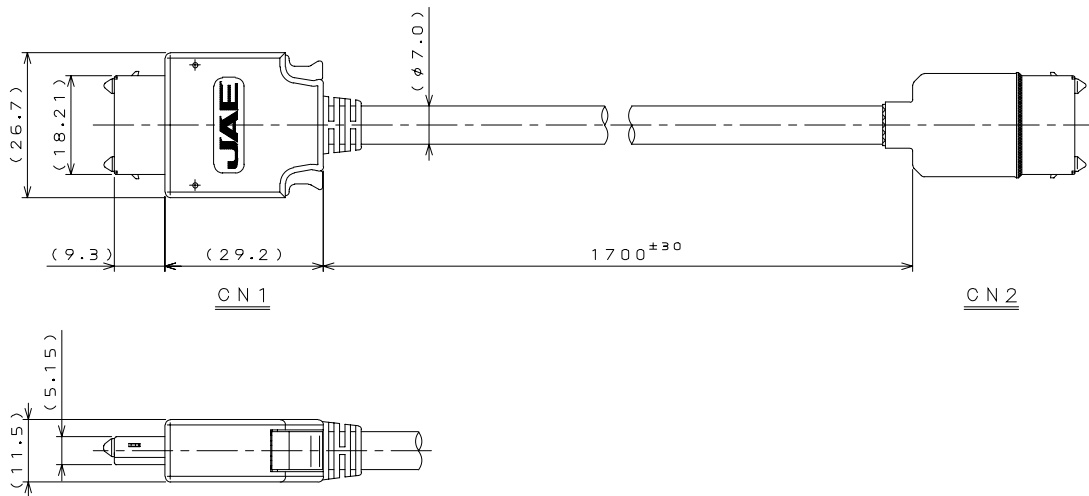
Connector



Harness



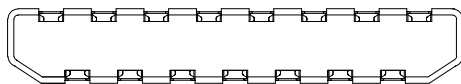
Harness side: DE1P15T00104719 (SJ104719)



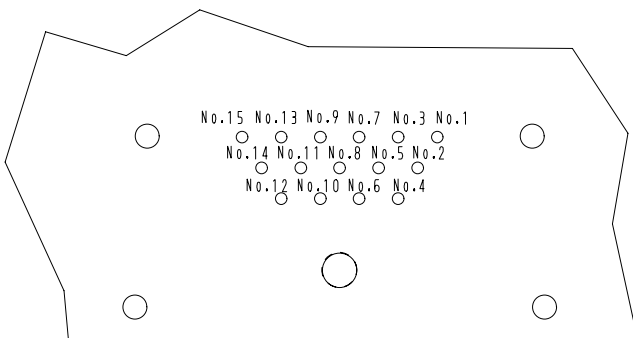
Pin assign (for reference, receptacle side)

Observed from
receptacle mating side

PIN No: No.15 No.13 No.11 No.9 No.7 No.5 No.3 No.1



PIN No: No.14 No.12 No.10 No.8 No.6 No.4 No.2



Pin No.	SIGNAL	Pin No.	SIGNAL
1	PETp0	9	PRESENT
2	GND	10	CRECLK+
3	PETn0	11	GND
4	WAKE#	12	PERST#
5	GND	13	PERn0
6	CRECLK-	14	GND
7	PRESENT	15	PERp0
8	GND		

*Please refer to our SJ drawings
when considering use.

Japan Aviation Electronics Industry, Limited

Product Marketing Division
Aobadai Building, 3-1-19, Aobadai, Meguro-ku, Tokyo 153-8539
Phone: +81-3-3780-2787 FAX: +81-3-3780-2946

Notice: Products shown in this leaflet are made for the applications listed below. However, if the above-mentioned products are to be used in aerospace devices, marine cable-connection devices, atomic power control systems, medical equipment for life-support systems, or any other specific application requiring extremely high reliability, please contact JAE for further information.
Recommended applications: computers, office machines, measuring devices, telecommunication devices (terminals, mobile devices), AV devices, household applications, FA devices, etc.