


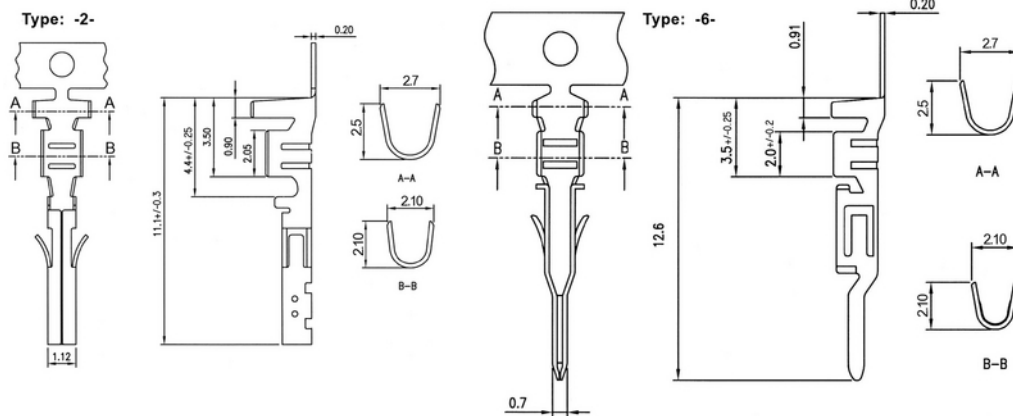
Crimp-Rast-Stift-/Buchsenleisten RM 3,00mm, gerade/gewinkelt Friction Lock Headers / Crimp Housings, 3.00mm Pitch, Straight/Right-Angled

Technische Daten / Technical Data

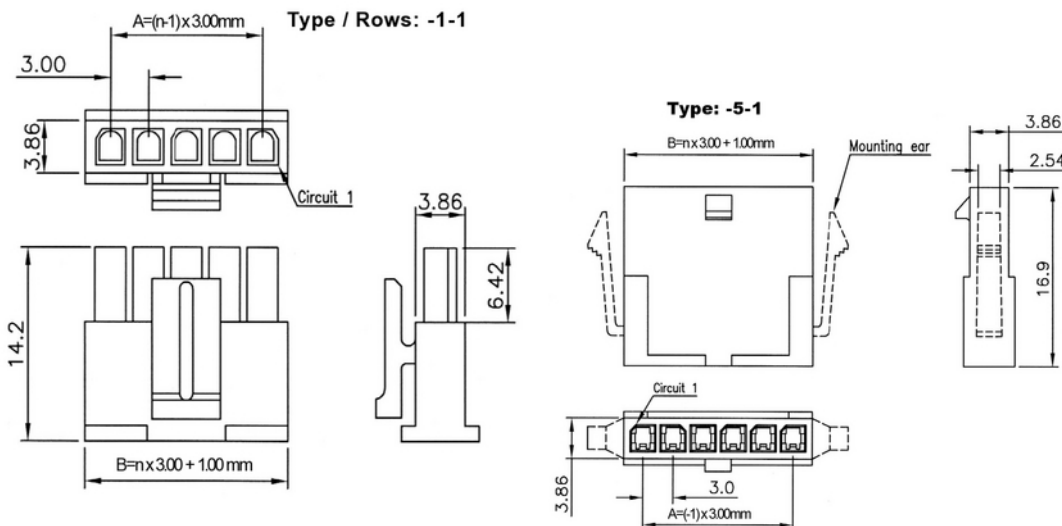
Isolierkörper <i>Insulator</i>	Thermoplastischer Kunststoff, nach UL94 V-0 <i>Thermoplastic, rated UL94 V-0</i>
Kontaktmaterial <i>Contact Material</i>	Kupferlegierung <i>Copper alloy</i>
Kontaktfläche <i>Contact Surface</i>	Lt. Oberflächenoptionen, über Ni (1,3 ... 2,5µm) <i>Acc. to options (see below), over Ni (1.3 ... 2.5µm)</i>
Aderquerschnitt <i>Applicable wire Gauge</i>	AWG 20 ... 24 <i>AWG 20 ... 24</i>
Lötbarkeit <i>Solderability</i>	IEC 60512-12A <i>IEC 60512-12A</i>
Durchgangswiderstand <i>Contact Resistance</i>	< 20mΩ <i>< 20mΩ</i>
Isolationswiderstand <i>Insulation Resistance</i>	> 1000MΩ <i>> 1000MΩ</i>
Spannungsfestigkeit <i>Test Voltage</i>	1,5kV _{DC} <i>1.5kV_{DC}</i>
Nennspannung <i>Voltage Rating</i>	250V _{AC} <i>250V_{AC}</i>
Nennstrom <i>Current Rating</i>	3A - 5A <i>3A - 5A</i>
Temperaturbereich <i>Temperature Range</i>	-25°C ... +85°C <i>-25°C ... +85°C</i>
Verarbeitung <i>Processing</i>	Wellenlötverfahren <i>Wave soldering</i>



© W+P PRODUCTS



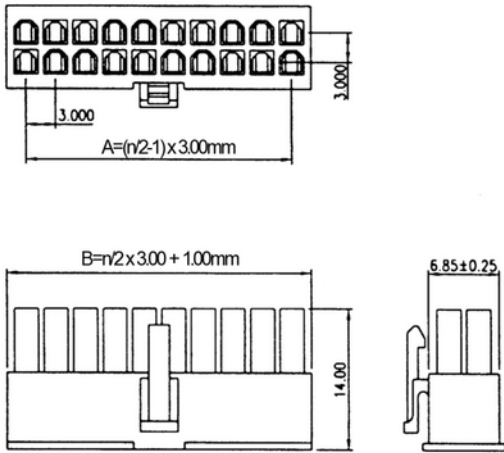
Series	Contacts	Type*	Plating
583	01	2	50
Kontakte <i>Contacts</i>		2 Buchsenkontakt <i>Female terminal</i> 6 Stiftkontakt <i>Male terminal</i>	50 Verzinkt <i>Tin plated</i>



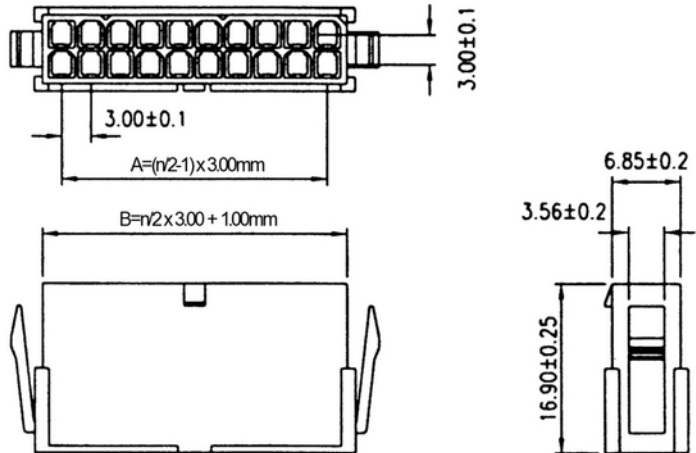
583

Crimp-Rast-Stift-/Buchsenleisten RM 3,00mm, gerade/gewinkelt Friction Lock Headers / Crimp Housings, 3.00mm Pitch, Straight/Right-Angled

Type / Rows: -1-2



Type / Rows: -5-2



Series

583

Buchsengehäuse
Housings

Contacts*

04

02-12 Einreihig
Single row
02-24 Zweireihig
Double row

Type*

1

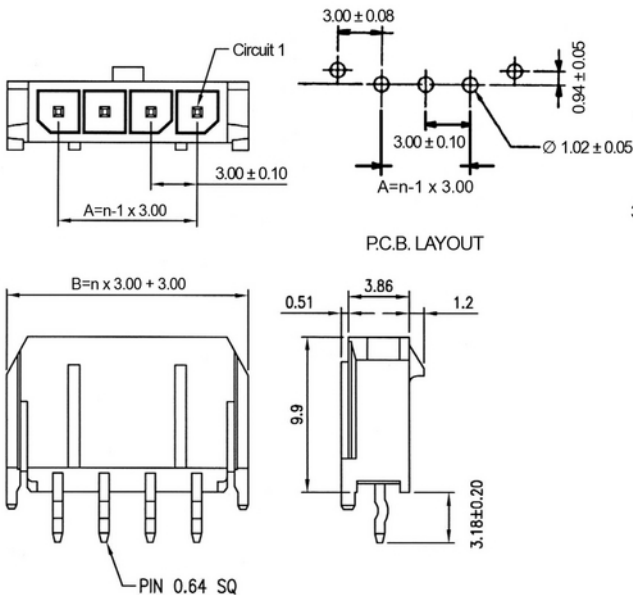
1 Buchsengehäuse
Female housing
5 Steckergehäuse
Male housing

Rows*

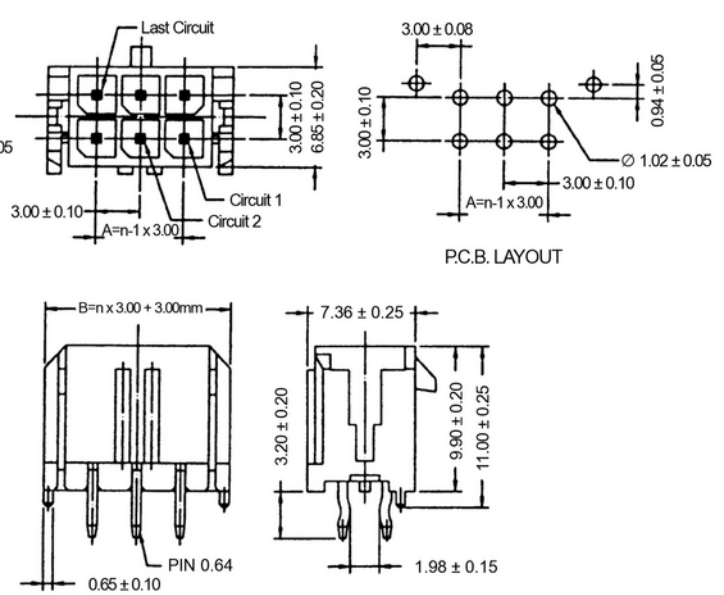
2

1 Einreihig
Single row
2 Zweireihig
Double row

Type / Rows: -3-1

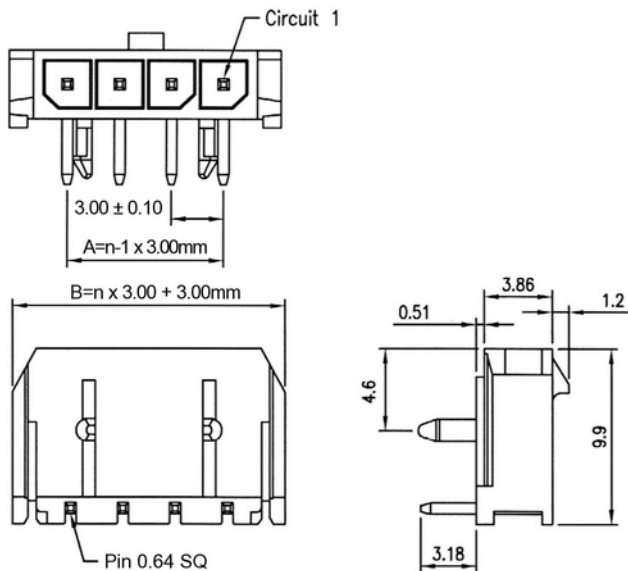


Type / Rows: -3-2

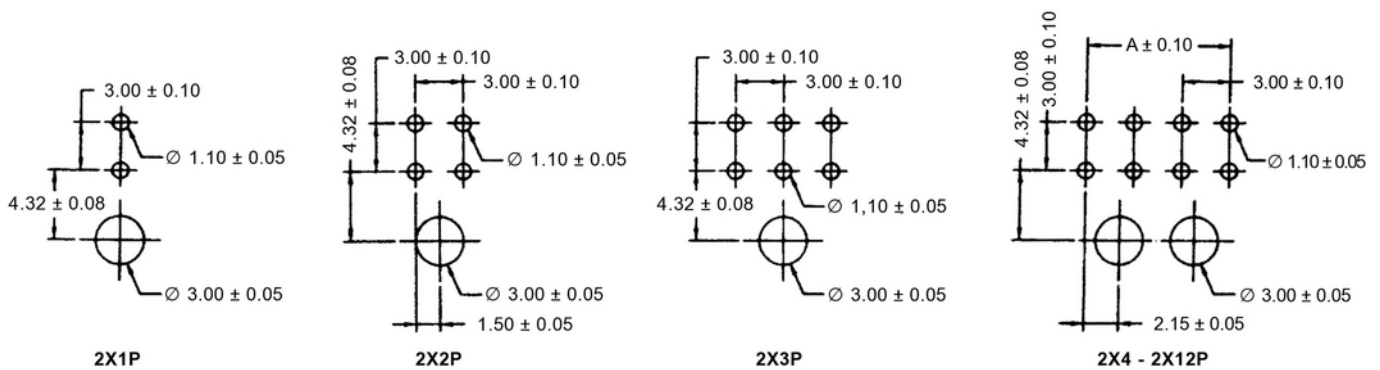
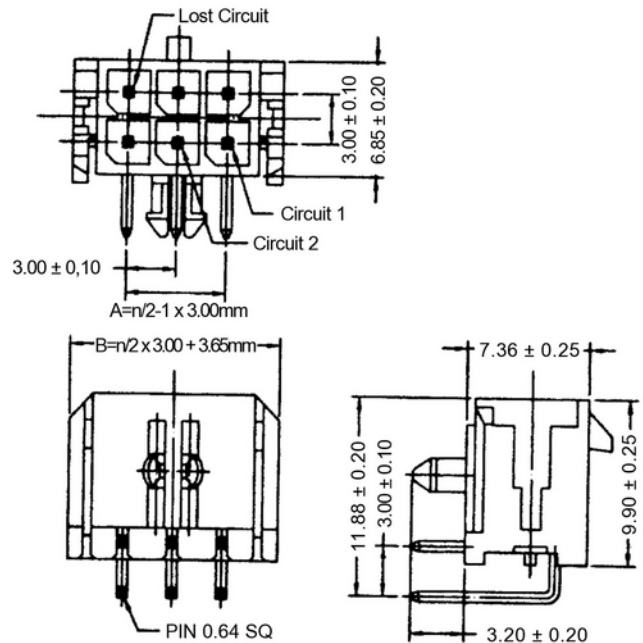


Crimp-Rast-Stift-/Buchsenleisten RM 3,00mm, gerade/gewinkelt Friction Lock Headers / Crimp Housings, 3.00mm Pitch, Straight/Right-Angled

Type / Rows: -4-1



Type / Rows: -4-2



Series

583

Stiftleisten
Pin Headers

Contacts*

04

02-12 Einreihig
Single row
02-24 Zweireihig
Double row

Type*

3

3 Stiftleiste gerade
Straight pin header
4 Stiftleiste gewinkelt
Right-angled pin header

Rows*

2

1 Einreihig
Single row
2 Zweireihig
Double row

Plating

50

50 Verzinkt
Tin plated

* Dies ist ein **Bestellbeispiel** -
bitte durch Ihre Spezifikationen ersetzen.
* This is an **order example** -
please replace by your specifications.

TEL +49 5223 98507-0
FAX +49 5223 98507-50

W+P PRODUCTS

E-MAIL sales@wpro.com
WEBSITE www.wpro.com

Informationen zum Wellen-Lötverfahren Wave Soldering Information

Empfehlungen für das Wellenlötverfahren Recommendations for Wave Soldering

Die Bauteile sollten bei einer Lötbadtemperatur von 260°C in max. 5 Sekunden verlötet werden.
Items should be soldered at a solder temperature of 260°C in 5 seconds max.

Empfohlenes Wellenlötprofil:
Recommended wave soldering profile:

